

AstroHalo™

High Tech Leads Industry



370W~380W

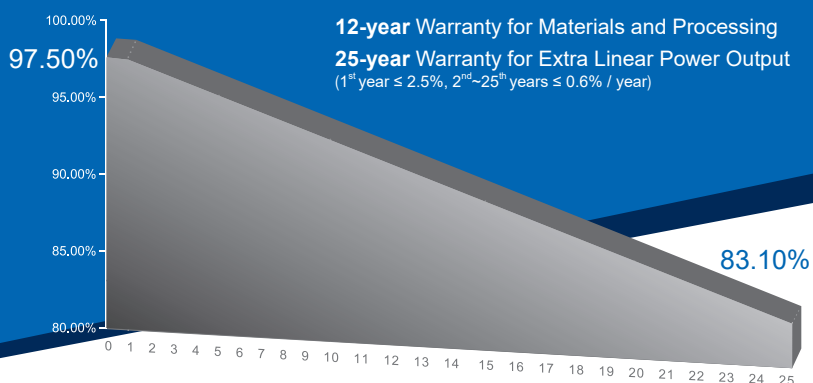
5BB-Monocrystalline PV Module

CHSM6612M Series (156.75)

CHSM6612M/HV Series (156.75)

CHSM6612M max system voltage 1000V standard

CHSM6612M/HV max system voltage 1500V standard



KEY FEATURES

- OUTPUT POSITIVE TOLERANCE**
 Guaranteed 0~+5W positive tolerance ensures power output reliability.
- INNOVATIVE PERC CELL TECHNOLOGY**
 Excellent cell efficiency and output.
- LOWER TEMPERATURE COEFFICIENT**
 Improved temperature coefficient decreases power loss in the high temperature application.
- HIGHER RELIABILITY AND DURABILITY**
 Effectively deals with harsh environments, such as sand, salt mist and ammonia resistance.
- PASSED HAIL TEST**
 Certified to hail resistance: ice ball size (d=45mm) and ice ball velocity (v=30.7m/s).
- PID RESISTANCE**
 Excellent PID resistance at 96 hours (@85°C /85%) test, and also can be improved to meet higher standards for the particularly harsh environment.

COMPREHENSIVE CERTIFICATES



First solar company which passed the TUV Nord IEC/TS 62941 certification audit.

For Global Market



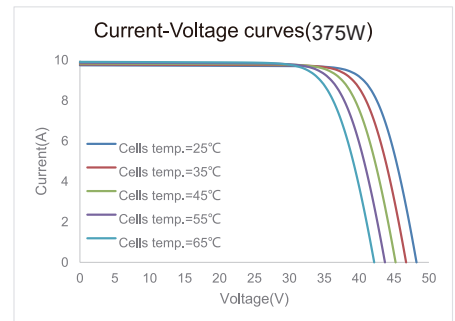
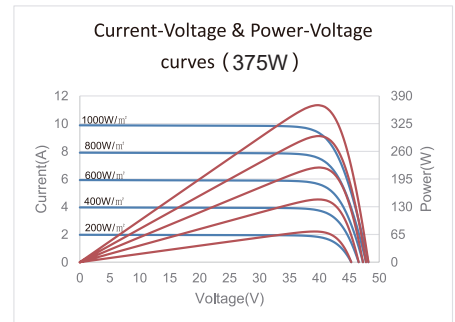
ASTRONERGY
A CHNT COMPANY

ELECTRICAL SPECIFICATIONS

STC rated output (P_{mpp})*	370 Wp	375 Wp	380 Wp
Rated voltage (V_{mpp}) at STC	39.56 V	39.76 V	39.89 V
Rated current (I_{mpp}) at STC	9.36 A	9.45 A	9.54 A
Open circuit voltage (V_{oc}) at STC	48.36 V	48.45 V	48.61 V
Short circuit current (I_{sc}) at STC	9.91 A	9.94 A	9.99 A
Module efficiency	19.0%	19.3%	19.5%
Rated output (P_{mpp}) at NMOT	272.5 Wp	276.2 Wp	279.9 Wp
Rated voltage (V_{mpp}) at NMOT	36.50 V	36.64 V	36.78 V
Rated current (I_{mpp}) at NMOT	7.47 A	7.54 A	7.61 A
Open circuit voltage (V_{oc}) at NMOT	44.84 V	44.72 V	45.07 V
Short circuit current (I_{sc}) at NMOT	7.96 A	7.99 A	8.03 A
Temperature coefficient (P_{mpp})	- 0.376%/°C		
Temperature coefficient (I_{sc})	+0.043%/°C		
Temperature coefficient (V_{oc})	- 0.282%/°C		
Nominal module operating temperature (NMOT)	46±2°C		
Maximum system voltage (IEC/UL)	1000V _{DC} or 1500V _{DC}		
Number of diodes	3		
Junction box IP rating	IP 67		
Maximum series fuse rating	20 A		

STC: Irradiance 1000W/m², Cell Temperature 25°C, AM=1.5
 NMOT: Irradiance 800W/m², Ambient Temperature 20°C, AM=1.5, Wind Speed 1m/s

CURVE



MECHANICAL SPECIFICATIONS

Outer dimensions (L x W x H)	1960 x 992 x 40 mm 77.17 x 39.06 x 1.57 in
Frame technology	Aluminum, silver anodized
Module composition	Glass / EVA / Backsheet (white)
Front glass thickness	3.2 mm / 0.13 in
① Cable length (IEC/UL)	1150 mm / 45.28 in
Cable diameter (IEC/UL)	4 mm ² / 12 AWG
② Maximum mechanical test load	5400 Pa (front) / 2400 Pa (back)
Fire performance (IEC/UL)	Class C (IEC) or Type 1 (UL)
Connector type (IEC/UL)	MC4 compatible

① Option: 900(+)/600(-) mm for defined projects in advance.

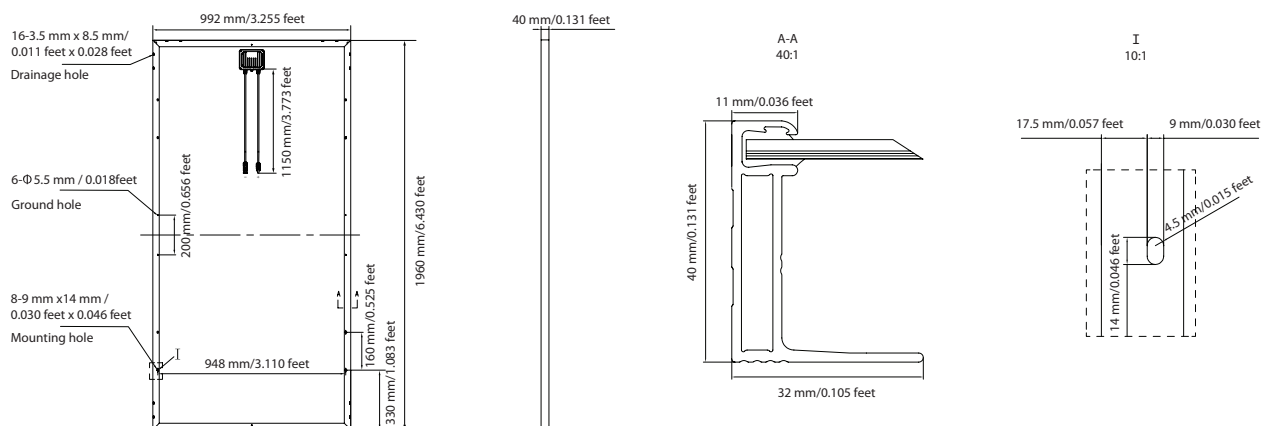
② Refer to Astronergy Crystalline Silicon PV Module Installation Manual or contact technical department.
 Maximum Mechanical Test Load=1.5×Maximum Mechanical Design Load.

PACKING SPECIFICATIONS

① Weight (module only)	21.9 kg / 48.28 lbs
② Packing unit	27 pcs / box
Weight of packing unit (for 40'HQ container)	636 kg / 1402 lbs
Number of modules per 40'HQ container	648 pcs

① Tolerance +/- 1.0kg
 ② Subject to sales contract

MODULE DIMENSION DETAILS



© Chint Solar (Zhejiang) Co., Ltd. Reserves the right of final interpretation. please contact our company to use the latest version for contract.